

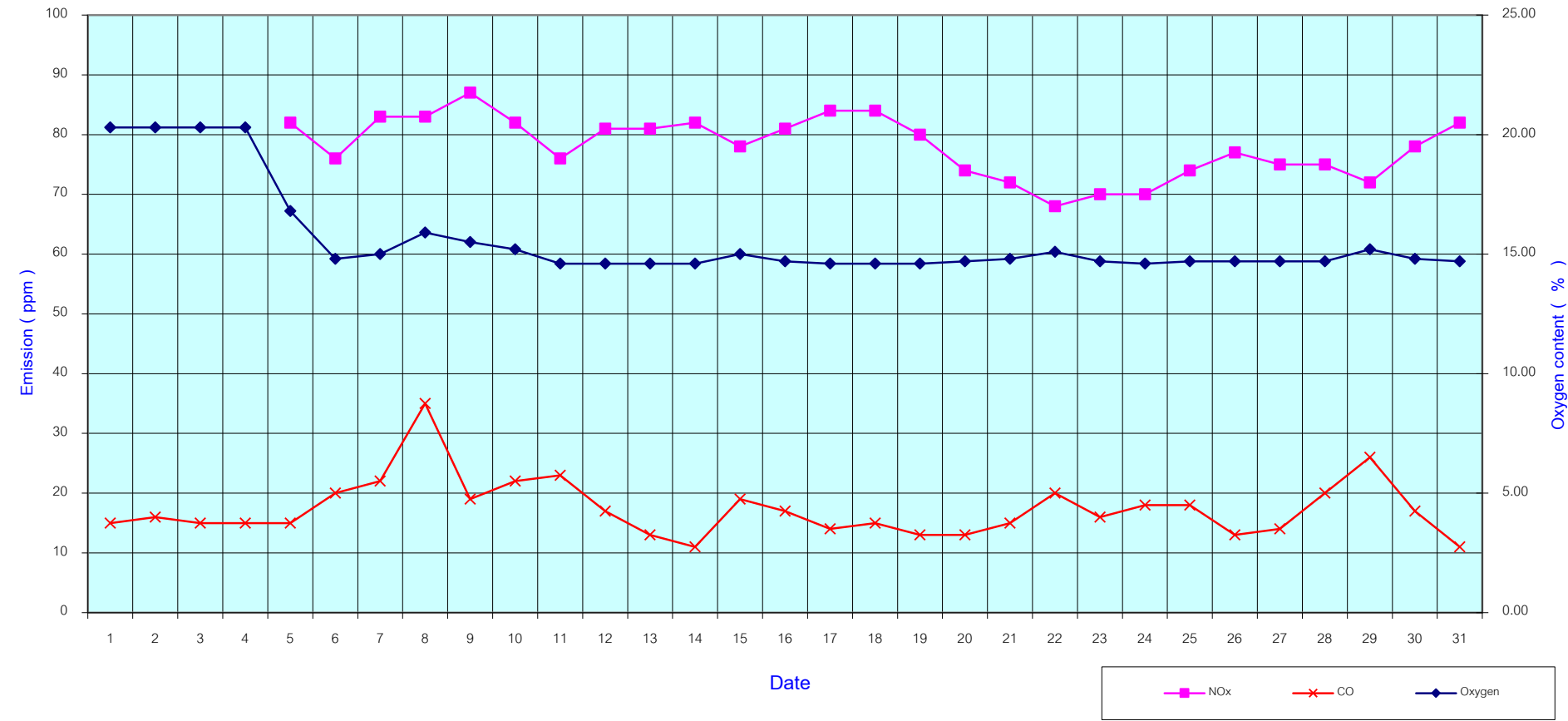
ข้อมูลผลการตรวจวัดคุณภาพอากาศจากปล่องระบายของโครงการโดยเครื่อง CEMs ในช่วงเดือน มกราคม - มิถุนายน

2566

			GTG-1A	GTG-1B	Unit
มกราคม	NOx	max	88.44	88.48	ppm
		mean	77.42	76.91	ppm
กุมภาพันธ์	NOx	max	91.74	91.50	ppm
		mean	83.27	85.00	ppm
มีนาคม	NOx	max	85.84	89.87	ppm
		mean	78.56	84.88	ppm
เมษายน	NOx	max	86.21	90.63	ppm
		mean	78.29	87.98	ppm
พฤษภาคม	NOx	max	89.00	89.77	ppm
		mean	80.66	85.02	ppm
มิถุนายน	NOx	max	86.93	89.87	ppm
		mean	79.97	84.04	ppm

HRSO 11

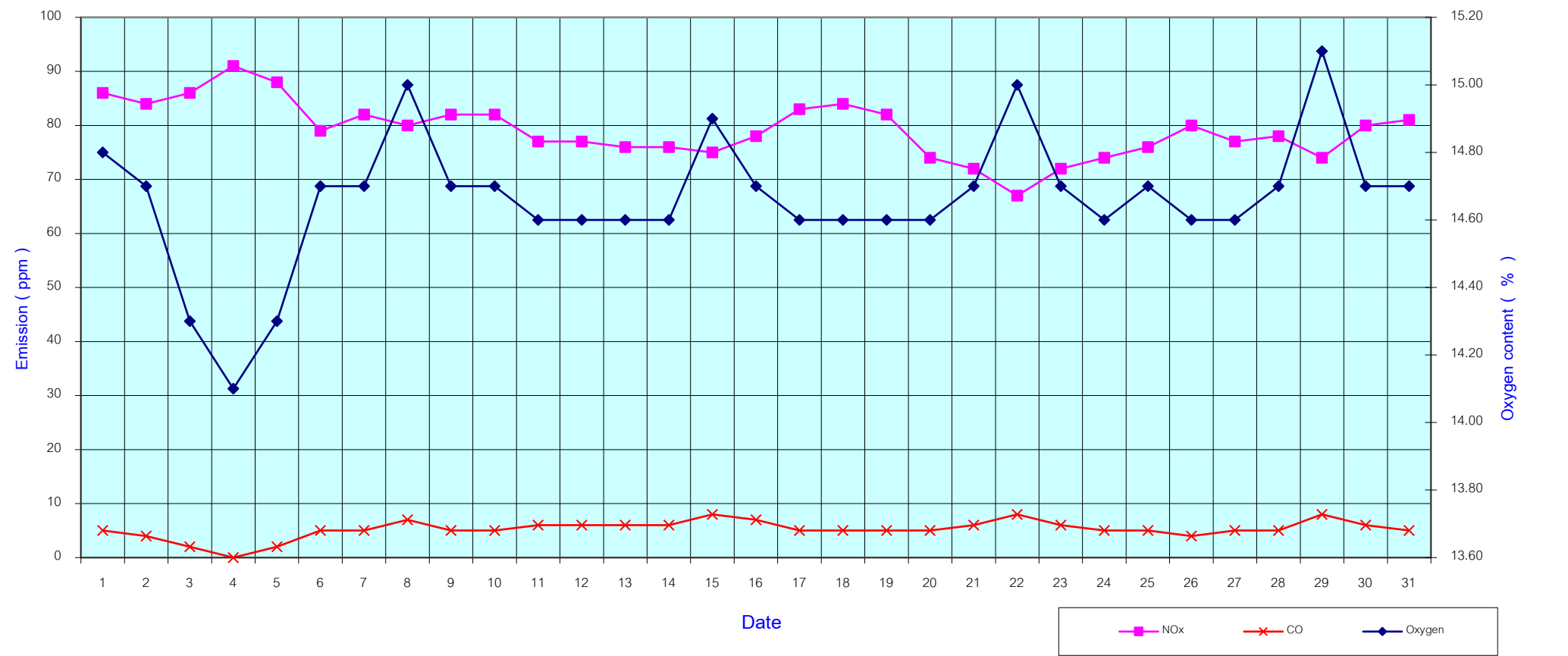
Jan-23	1	2	3	4	5	6	7	8	9	10	11	12	13	14	15	16	17	18	19	20	21	22	23	24	25	26	27	28	29	30	31	Average
Oxygen Average	20.30	20.30	20.30	20.30	16.80	14.80	15.00	15.90	15.50	15.20	14.60	14.60	14.60	14.60	15.00	14.70	14.60	14.60	14.60	14.70	14.80	15.10	14.70	14.60	14.70	14.70	14.70	14.70	15.20	14.80	14.70	15.60
NOx Average					82.00	76.00	83.00	83.00	87.00	82.00	76.00	81.00	81.00	82.00	78.00	81.00	84.00	84.00	80.00	74.00	72.00	68.00	70.00	70.00	74.00	77.00	75.00	75.00	72.00	78.00	82.00	78.04
CO Average	15.00	16.00	15.00	15.00	15.00	20.00	22.00	35.00	19.00	22.00	23.00	17.00	13.00	11.00	19.00	17.00	14.00	15.00	13.00	13.00	15.00	20.00	16.00	18.00	18.00	13.00	14.00	20.00	26.00	17.00	11.00	17.32



Remark : * = No data

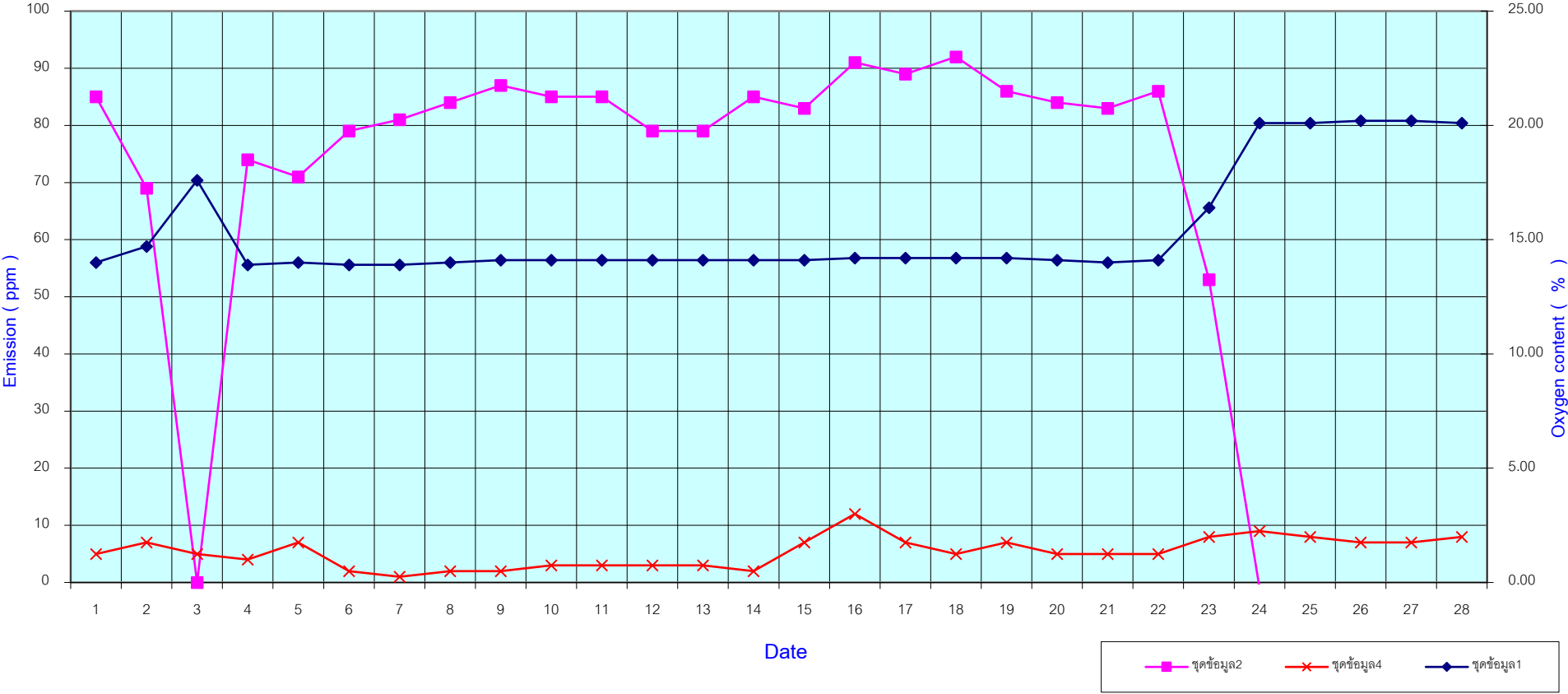
HRSG 12

Jan-23	1	2	3	4	5	6	7	8	9	10	11	12	13	14	15	16	17	18	19	20	21	22	23	24	25	26	27	28	29	30	31	Average
Oxygen Average	14.80	14.70	14.30	14.10	14.30	14.70	14.70	15.00	14.70	14.70	14.60	14.60	14.60	14.60	14.90	14.70	14.60	14.60	14.60	14.60	14.70	15.00	14.70	14.60	14.70	14.60	14.60	14.70	15.10	14.70	14.70	14.66
NOx Average	86.00	84.00	86.00	91.00	88.00	79.00	82.00	80.00	82.00	82.00	77.00	77.00	76.00	76.00	75.00	78.00	83.00	84.00	82.00	74.00	72.00	67.00	72.00	74.00	76.00	80.00	77.00	78.00	74.00	80.00	81.00	79.13
CO Average	5.00	4.00	2.00	0.00	2.00	5.00	5.00	7.00	5.00	5.00	6.00	6.00	6.00	6.00	8.00	7.00	5.00	5.00	5.00	5.00	6.00	8.00	6.00	5.00	5.00	4.00	5.00	5.00	8.00	6.00	5.00	5.23



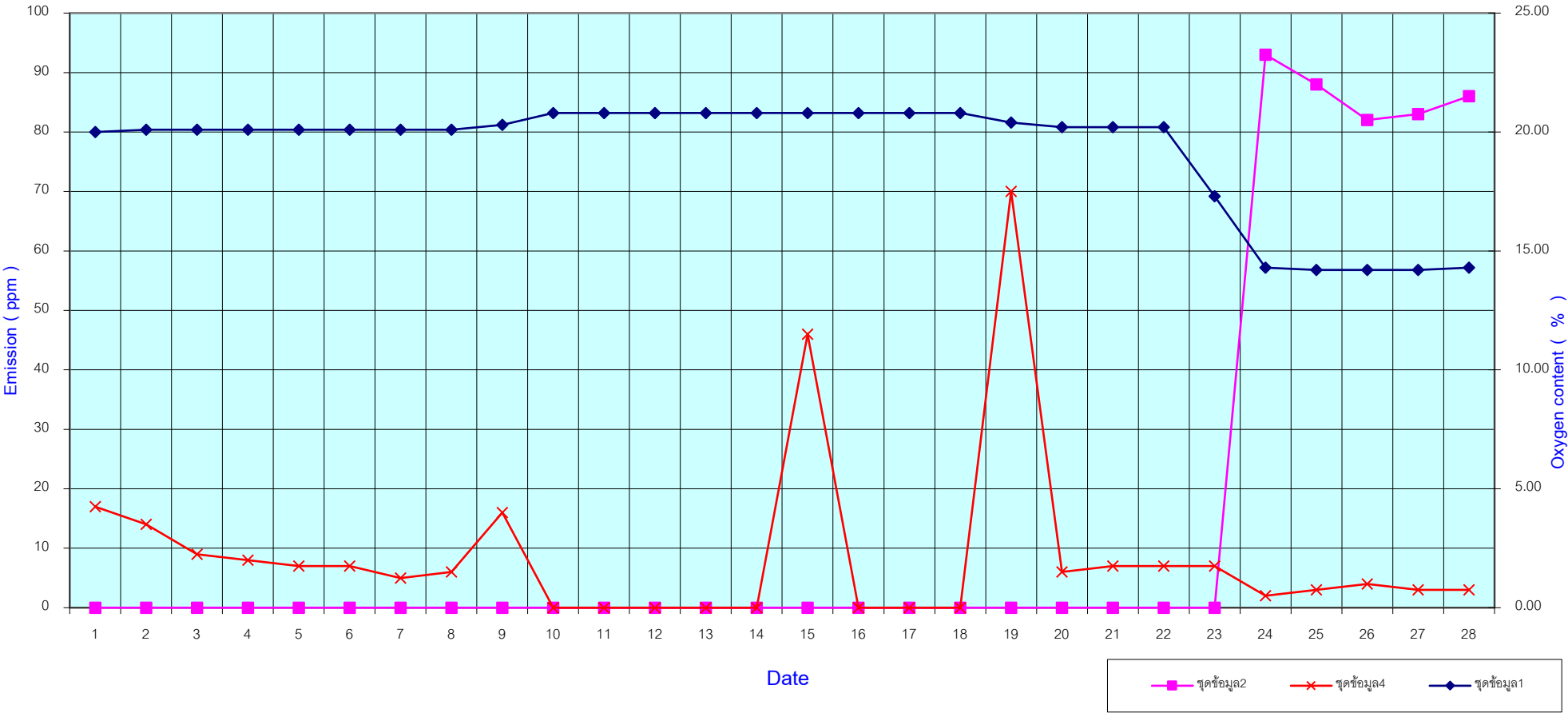
HRSG 11

Feb-23	1	2	3	4	5	6	7	8	9	10	11	12	13	14	15	16	17	18	19	20	21	22	23	24	25	26	27	28	Average
Oxygen Average	14.00	14.70	17.60	13.90	14.00	13.90	13.90	14.00	14.10	14.10	14.10	14.10	14.10	14.10	14.20	14.20	14.20	14.20	14.10	14.00	14.10	16.40	20.10	20.10	20.20	20.20	20.10	15.39	
NOx Average	85.00	69.00	*	74.00	71.00	79.00	81.00	84.00	87.00	85.00	85.00	79.00	79.00	85.00	83.00	91.00	89.00	92.00	86.00	84.00	83.00	86.00	53.00	-1.00	-1.00	-1.00	-1.00	66.11	
CO Average	5.00	7.00	5.00	4.00	7.00	2.00	1.00	2.00	2.00	3.00	3.00	3.00	3.00	2.00	7.00	12.00	7.00	5.00	7.00	5.00	5.00	5.00	8.00	9.00	8.00	7.00	8.00	5.32	



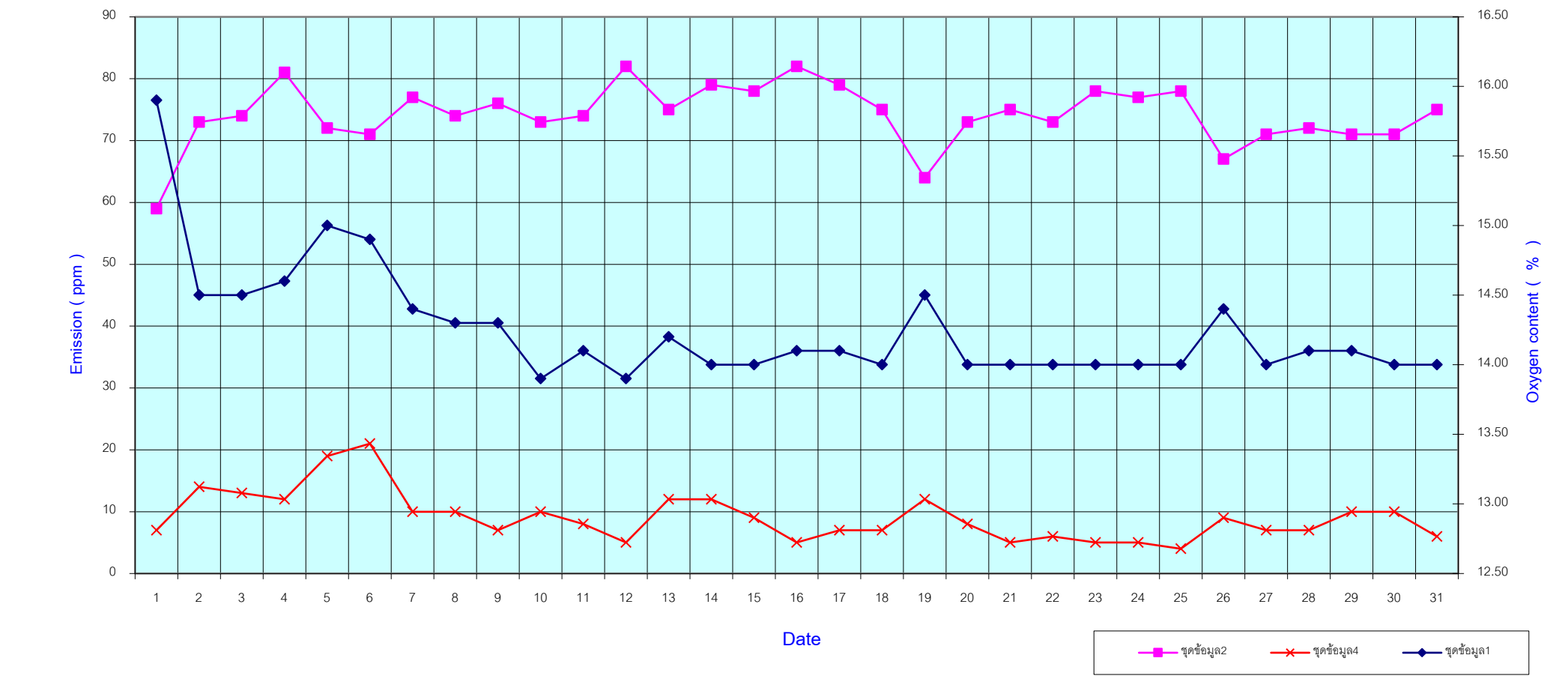
HRSG 12

Feb-23	1	2	3	4	5	6	7	8	9	10	11	12	13	14	15	16	17	18	19	20	21	22	23	24	25	26	27	28	Average
Oxygen Average	20.00	20.10	20.10	20.10	20.10	20.10	20.10	20.10	20.30	20.80	20.80	20.80	20.80	20.80	20.80	20.80	20.80	20.80	20.40	20.20	20.20	20.20	17.30	14.30	14.20	14.20	14.20	14.30	19.20
NOx Average	*	*	*	*	*	*	*	*	*	*	*	*	*	*	*	*	*	*	*	*	*	*	*	93.00	88.00	82.00	83.00	86.00	86.40
CO Average	17.00	14.00	9.00	8.00	7.00	7.00	5.00	6.00	16.00	*	*	*	*	*	46.00	*	*	*	70.00	6.00	7.00	7.00	7.00	2.00	3.00	4.00	3.00	3.00	12.35



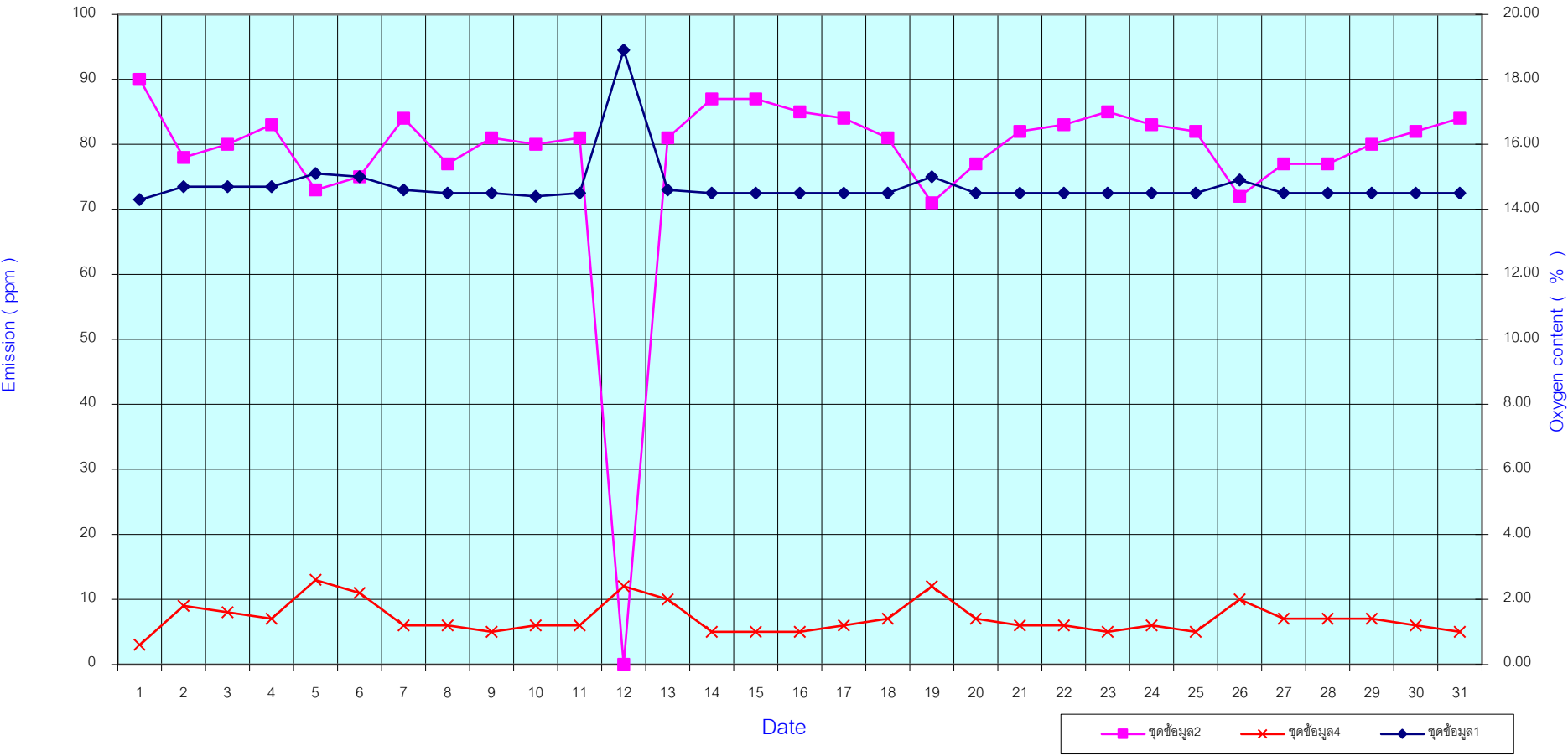
HRSG 11

Mar-23	1	2	3	4	5	6	7	8	9	10	11	12	13	14	15	16	17	18	19	20	21	22	23	24	25	26	27	28	29	30	31	Average
Oxygen Average	15.90	14.50	14.50	14.60	15.00	14.90	14.40	14.30	14.30	13.90	14.10	13.90	14.20	14.00	14.00	14.10	14.10	14.00	14.50	14.00	14.00	14.00	14.00	14.00	14.40	14.00	14.10	14.10	14.00	14.00	14.25	
NOx Average	59.00	73.00	74.00	81.00	72.00	71.00	77.00	74.00	76.00	73.00	74.00	82.00	75.00	79.00	78.00	82.00	79.00	75.00	64.00	73.00	75.00	73.00	78.00	77.00	78.00	67.00	71.00	72.00	71.00	71.00	75.00	74.16
CO Average	7.00	14.00	13.00	12.00	19.00	21.00	10.00	10.00	7.00	10.00	8.00	5.00	12.00	12.00	9.00	5.00	7.00	7.00	12.00	8.00	5.00	6.00	5.00	5.00	4.00	9.00	7.00	7.00	10.00	10.00	6.00	9.10



HRSG 12

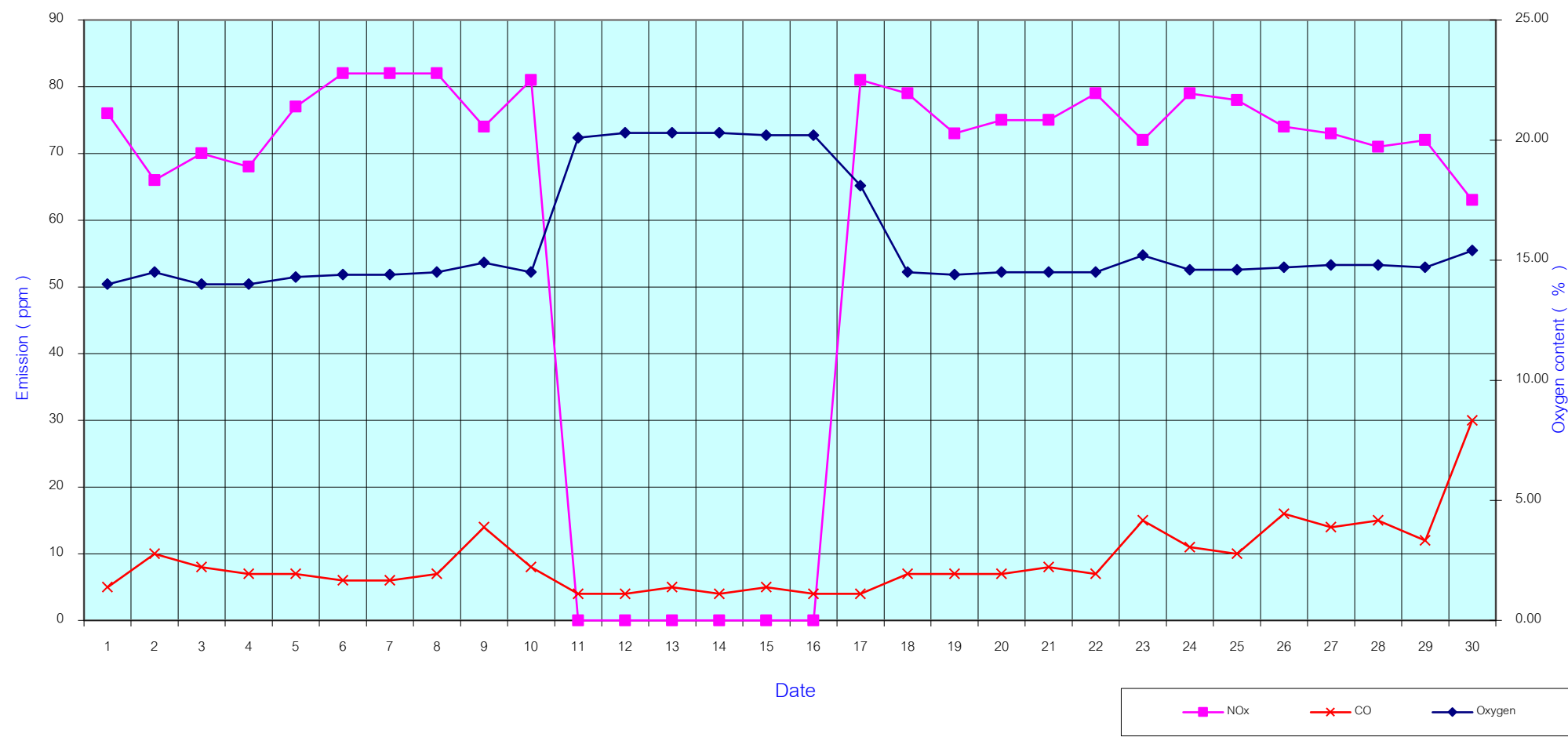
Mar-23	1	2	3	4	5	6	7	8	9	10	11	12	13	14	15	16	17	18	19	20	21	22	23	24	25	26	27	28	29	30	31	Average
Oxygen Average	14.30	14.70	14.70	14.70	15.10	15.00	14.60	14.50	14.50	14.40	14.50	18.90	14.60	14.50	14.50	14.50	14.50	15.00	14.50	14.50	14.50	14.50	14.50	14.50	14.90	14.50	14.50	14.50	14.50	14.50	14.50	14.72
NOx Average	90.00	78.00	80.00	83.00	73.00	75.00	84.00	77.00	81.00	80.00	81.00	*	81.00	87.00	87.00	85.00	84.00	81.00	71.00	77.00	82.00	83.00	85.00	83.00	82.00	72.00	77.00	77.00	80.00	82.00	84.00	80.73
CO Average	3.00	9.00	8.00	7.00	13.00	11.00	6.00	6.00	5.00	6.00	6.00	12.00	10.00	5.00	5.00	5.00	6.00	7.00	12.00	7.00	6.00	6.00	5.00	6.00	5.00	10.00	7.00	7.00	7.00	6.00	5.00	7.06



Remark : * = No data

HRSG 11

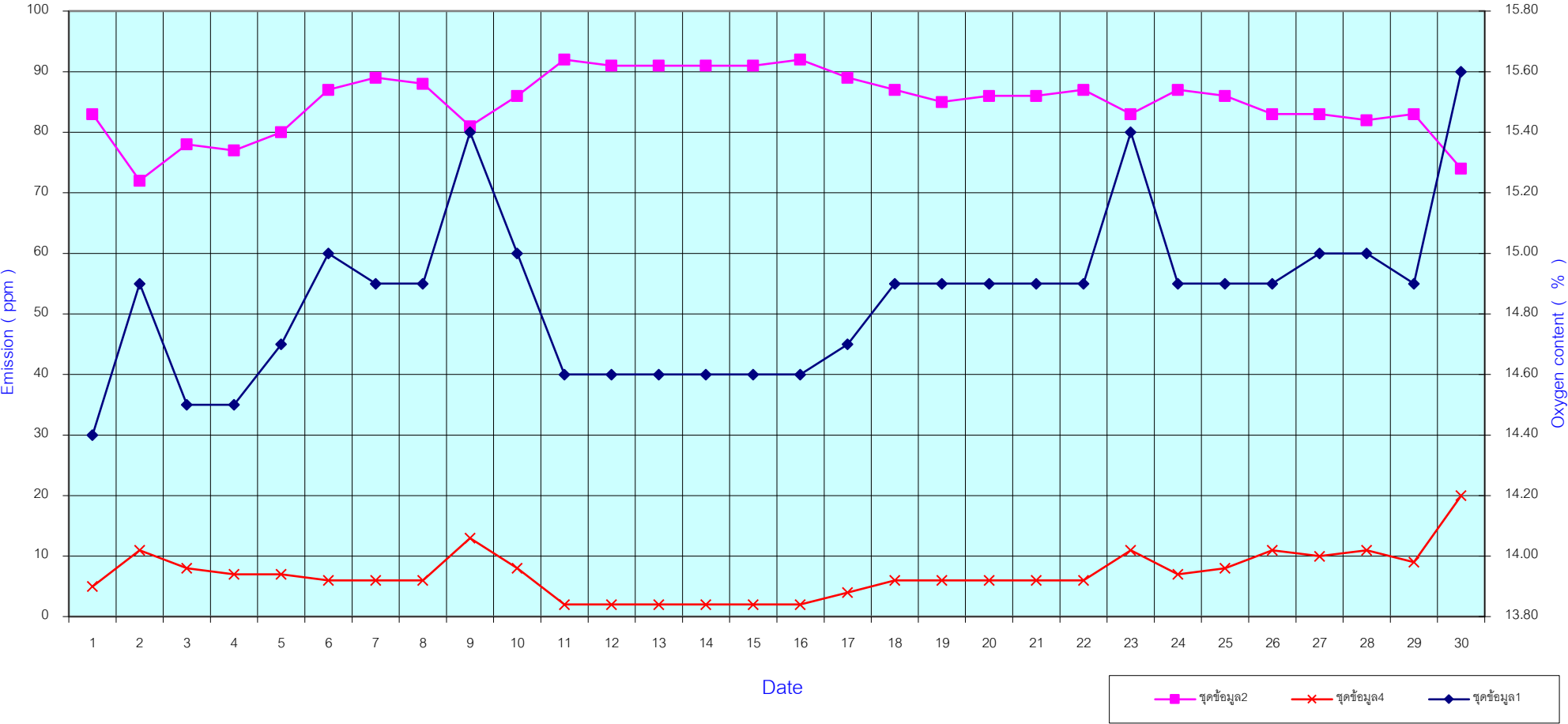
Apr-23	1	2	3	4	5	6	7	8	9	10	11	12	13	14	15	16	17	18	19	20	21	22	23	24	25	26	27	28	29	30	Average
Oxygen Average	14.00	14.50	14.00	14.00	14.30	14.40	14.40	14.50	14.90	14.50	20.10	20.30	20.30	20.30	20.20	20.20	18.10	14.50	14.40	14.50	14.50	14.50	15.20	14.60	14.60	14.70	14.80	14.80	14.70	15.40	15.81
NOx Average	76.00	66.00	70.00	68.00	77.00	82.00	82.00	82.00	74.00	81.00	*	*	*	*	*	*	81.00	79.00	73.00	75.00	75.00	79.00	72.00	79.00	78.00	74.00	73.00	71.00	72.00	63.00	75.08
CO Average	5.00	10.00	8.00	7.00	7.00	6.00	6.00	7.00	14.00	8.00	4.00	4.00	5.00	4.00	5.00	4.00	4.00	7.00	7.00	7.00	8.00	7.00	15.00	11.00	10.00	16.00	14.00	15.00	12.00	30.00	8.90



Remark : * = No data

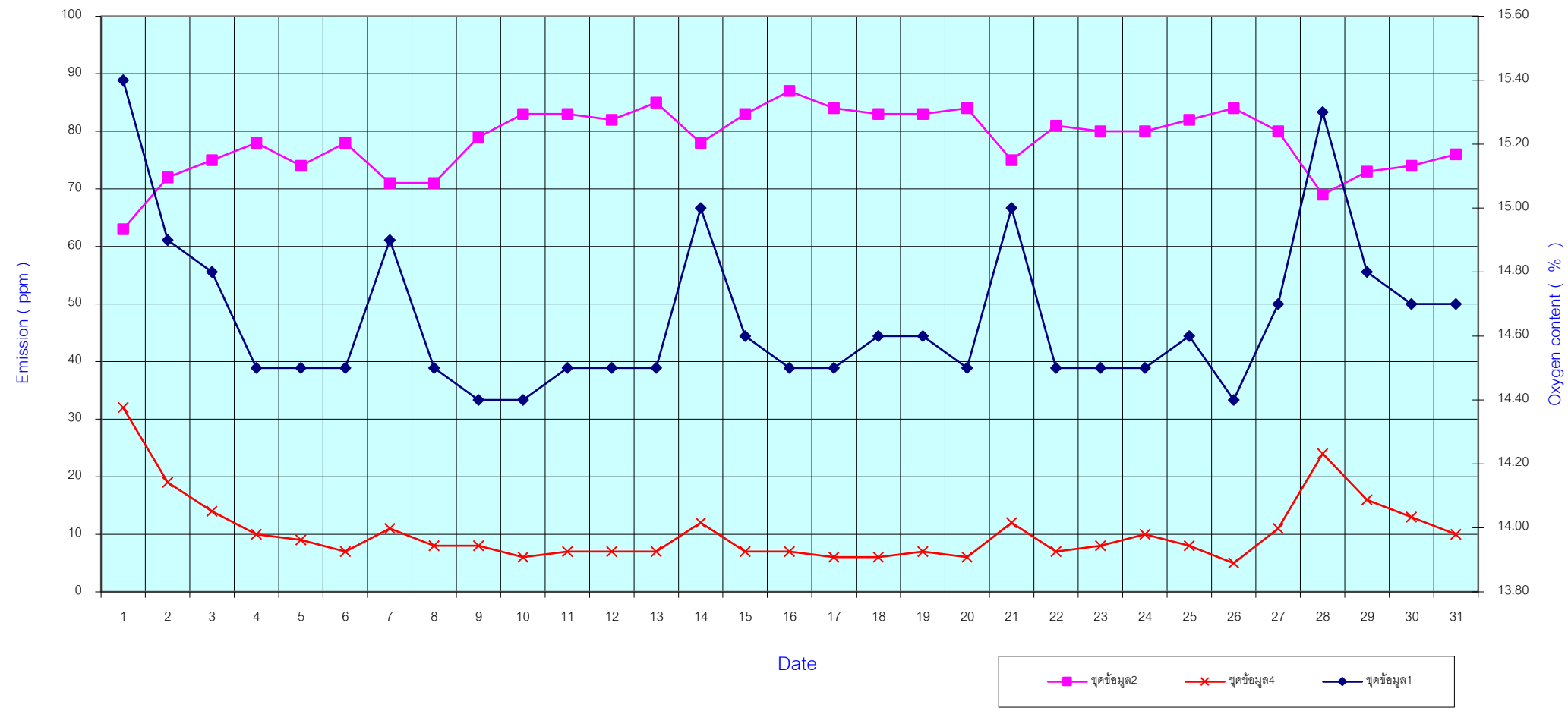
HRSG 12

Apr-23	1	2	3	4	5	6	7	8	9	10	11	12	13	14	15	16	17	18	19	20	21	22	23	24	25	26	27	28	29	30	Average
Oxygen Average	14.40	14.90	14.50	14.50	14.70	15.00	14.90	14.90	15.40	15.00	14.60	14.60	14.60	14.60	14.60	14.60	14.70	14.90	14.90	14.90	14.90	14.90	15.40	14.90	14.90	14.90	15.00	15.00	14.90	15.60	14.85
NOx Average	83.00	72.00	78.00	77.00	80.00	87.00	89.00	88.00	81.00	86.00	92.00	91.00	91.00	91.00	91.00	92.00	89.00	87.00	85.00	86.00	86.00	87.00	83.00	87.00	86.00	83.00	83.00	82.00	83.00	74.00	85.00
CO Average	5.00	11.00	8.00	7.00	7.00	6.00	6.00	6.00	13.00	8.00	2.00	2.00	2.00	2.00	2.00	2.00	4.00	6.00	6.00	6.00	6.00	6.00	11.00	7.00	8.00	11.00	10.00	11.00	9.00	20.00	7.00



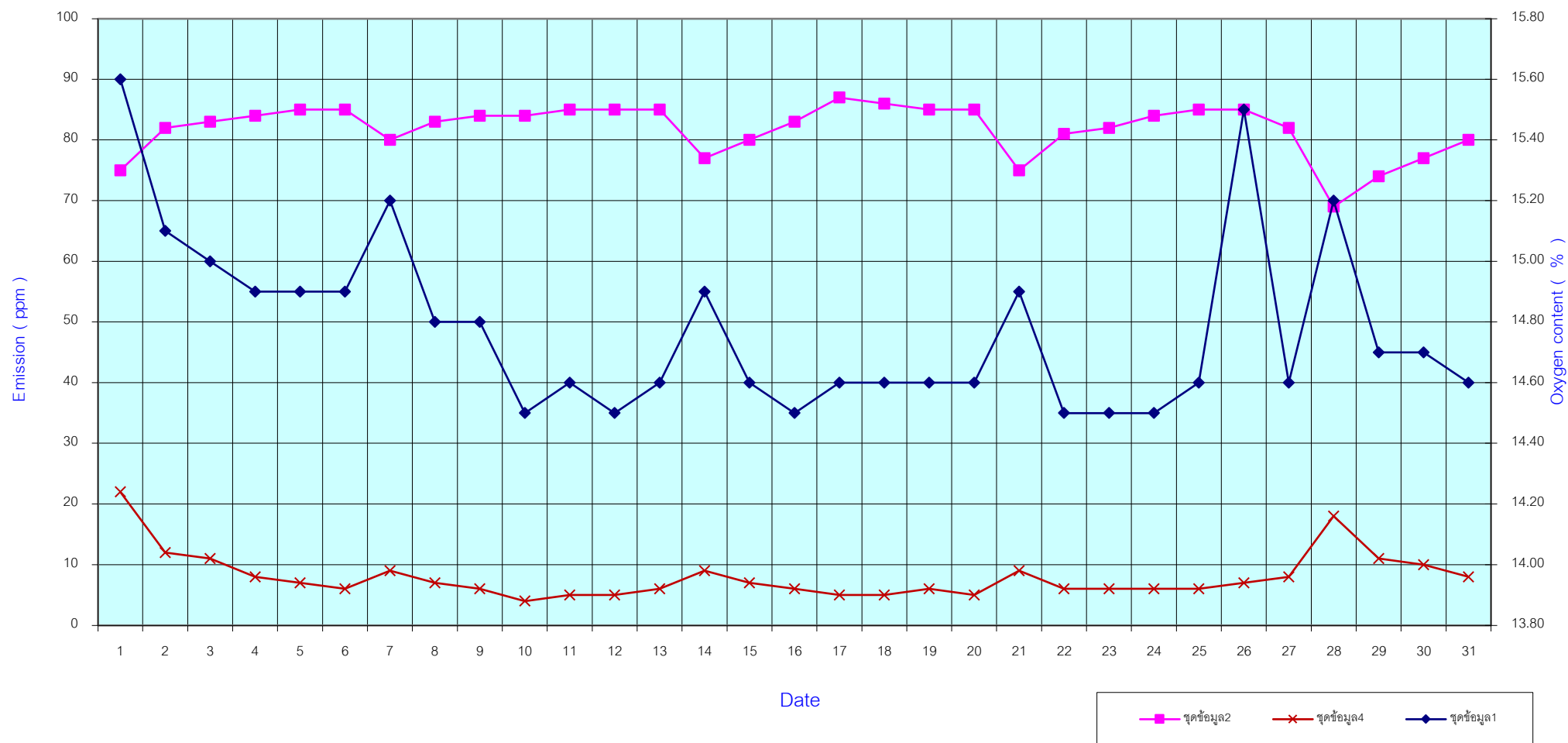
HRSG 11

May-23	1	2	3	4	5	6	7	8	9	10	11	12	13	14	15	16	17	18	19	20	21	22	23	24	25	26	27	28	29	30	31	Average
Oxygen Average	15.40	14.90	14.80	14.50	14.50	14.50	14.90	14.50	14.40	14.40	14.50	14.50	14.50	15.00	14.60	14.50	14.50	14.60	14.60	14.50	15.00	14.50	14.50	14.50	14.60	14.40	14.70	15.30	14.80	14.70	14.70	14.65
Nox Average	63.00	72.00	75.00	78.00	74.00	78.00	71.00	71.00	79.00	83.00	83.00	82.00	85.00	78.00	83.00	87.00	84.00	83.00	83.00	84.00	75.00	81.00	80.00	80.00	82.00	84.00	80.00	69.00	73.00	74.00	76.00	78.39
CO Average	32.00	19.00	14.00	10.00	9.00	7.00	11.00	8.00	8.00	6.00	7.00	7.00	7.00	12.00	7.00	7.00	6.00	6.00	7.00	6.00	12.00	7.00	8.00	10.00	8.00	5.00	11.00	24.00	16.00	13.00	10.00	10.32



HRSG 12

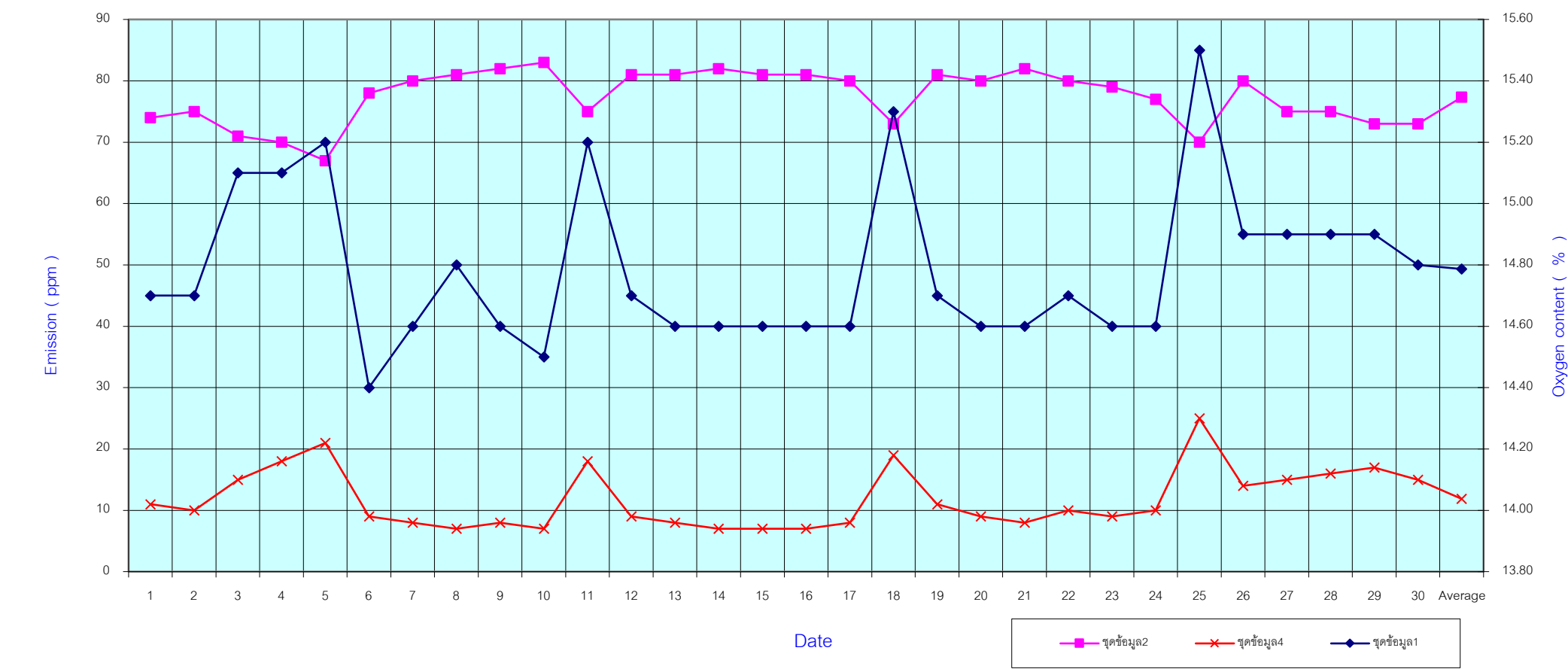
May-23	1	2	3	4	5	6	7	8	9	10	11	12	13	14	15	16	17	18	19	20	21	22	23	24	25	26	27	28	29	30	31	Average
Oxygen Average	15.60	15.10	15.00	14.90	14.90	14.90	15.20	14.80	14.80	14.50	14.60	14.50	14.60	14.90	14.60	14.50	14.60	14.60	14.60	14.60	14.90	14.50	14.50	14.50	14.60	15.50	14.60	15.20	14.70	14.70	14.60	14.78
NOx Average	75.00	82.00	83.00	84.00	85.00	85.00	80.00	83.00	84.00	84.00	85.00	85.00	85.00	77.00	80.00	83.00	87.00	86.00	85.00	85.00	75.00	81.00	82.00	84.00	85.00	85.00	82.00	69.00	74.00	77.00	80.00	81.84
CO Average	22.00	12.00	11.00	8.00	7.00	6.00	9.00	7.00	6.00	4.00	5.00	5.00	6.00	9.00	7.00	6.00	5.00	5.00	6.00	5.00	9.00	6.00	6.00	6.00	6.00	7.00	8.00	18.00	11.00	10.00	8.00	7.94



Remark : * = No data

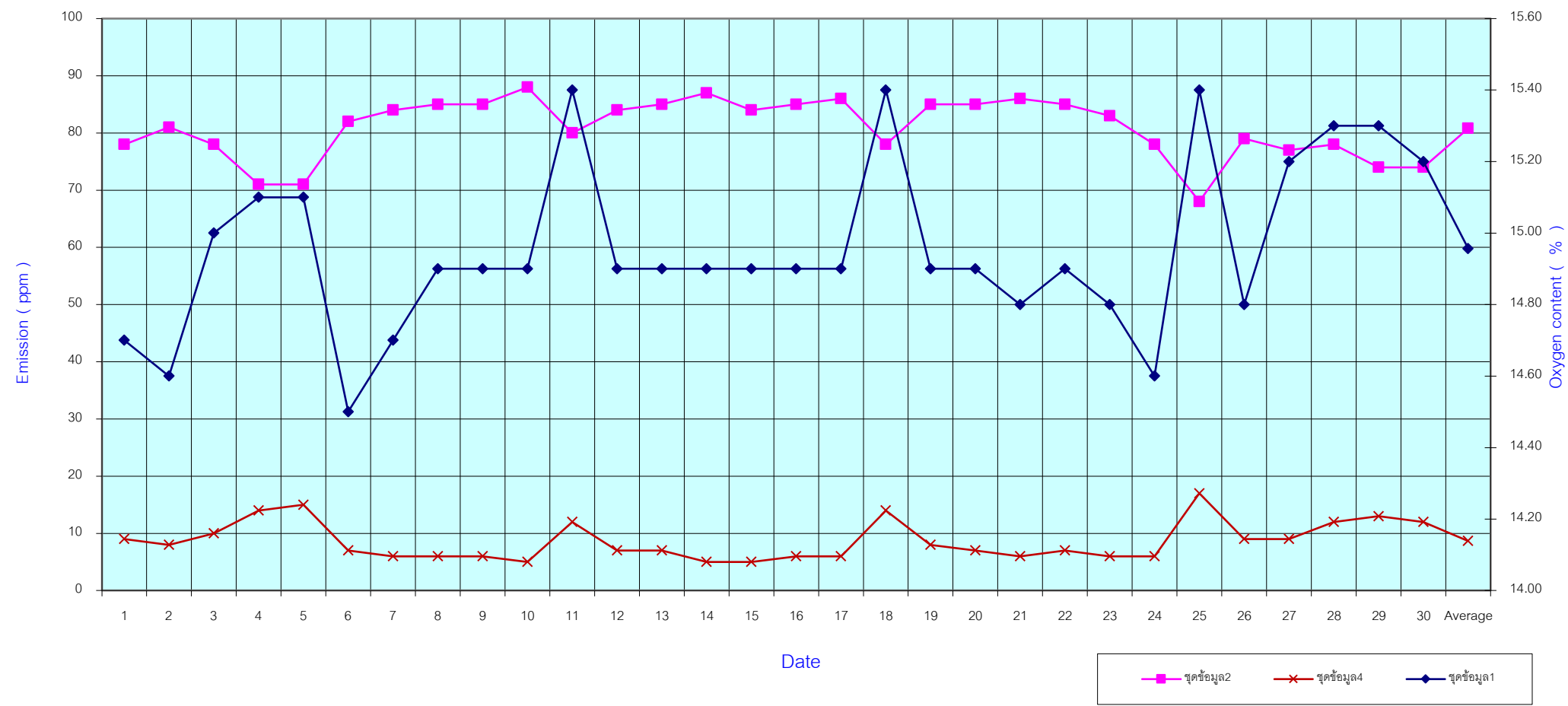
HRSG 11

Jun-23	1	2	3	4	5	6	7	8	9	10	11	12	13	14	15	16	17	18	19	20	21	22	23	24	25	26	27	28	29	30	Average
Oxygen Average	14.70	14.70	15.10	15.10	15.20	14.40	14.60	14.80	14.60	14.50	15.20	14.70	14.60	14.60	14.60	14.60	14.60	15.30	14.70	14.60	14.60	14.70	14.60	14.60	15.50	14.90	14.90	14.90	14.90	14.80	14.79
Nox Average	74.00	75.00	71.00	70.00	67.00	78.00	80.00	81.00	82.00	83.00	75.00	81.00	81.00	82.00	81.00	81.00	80.00	73.00	81.00	80.00	82.00	80.00	79.00	77.00	70.00	80.00	75.00	75.00	73.00	73.00	77.33
CO Average	11.00	10.00	15.00	18.00	21.00	9.00	8.00	7.00	8.00	7.00	18.00	9.00	8.00	7.00	7.00	7.00	8.00	19.00	11.00	9.00	8.00	10.00	9.00	10.00	25.00	14.00	15.00	16.00	17.00	15.00	11.87



HRSG 12

Jun-23	1	2	3	4	5	6	7	8	9	10	11	12	13	14	15	16	17	18	19	20	21	22	23	24	25	26	27	28	29	30	Average
Oxygen Average	14.70	14.60	15.00	15.10	15.10	14.50	14.70	14.90	14.90	14.90	15.40	14.90	14.90	14.90	14.90	14.90	14.90	15.40	14.90	14.90	14.80	14.90	14.80	14.60	15.40	14.80	15.20	15.30	15.30	15.20	14.96
NOx Average	78.00	81.00	78.00	71.00	71.00	82.00	84.00	85.00	85.00	88.00	80.00	84.00	85.00	87.00	84.00	85.00	86.00	78.00	85.00	85.00	86.00	85.00	83.00	78.00	68.00	79.00	77.00	78.00	74.00	74.00	80.80
CO Average	9.00	8.00	10.00	14.00	15.00	7.00	6.00	6.00	6.00	5.00	12.00	7.00	7.00	5.00	5.00	6.00	6.00	14.00	8.00	7.00	6.00	7.00	6.00	6.00	17.00	9.00	9.00	12.00	13.00	12.00	8.67



Remark : * = No data